

Nilumbik U3A - A Beginners Class in Patchwork
held in conjunction with **North of The Yarra Quilters (NOTYQ)**

Teaching Post and Rail, Log Cabin 9mPatch and Hexagon

Requirements

- Sewing machine in good working order:
 - complete with manual, all accessories extra bobbins and ¼" foot **as these may differ depending on the brand of machine. a sample will need to be completed;*
 - new needle (please bring spares) Superior Titanium Coated Topstitch #80/12;
 - ensure you have your foot control and power lead.
- Threads.
- Matching thread, or light grey/dark grey which blend with most colours.
- Small scissors.
- Pins.
- Un-picker.

NOTYQ can/will supply

- Rotary cutters.
- Cutting mat.
- Rulers.

Personal requirements

- Cup.
- Lunch.

Possible follow up class

Table runner / table mats - Christmas theme.


Nilumbik U3A - A Beginners Class in Patchwork
held in conjunction with **North of The Yarra Quilters (NOTYQ)**

Fabric Requirements for Patchwork Class

Please refer to general instruction and requirements.

Please note all fabrics are x full width of fabric and your choice of colours.


9 Patch Block



9 different colours x 8" fabric x full width of fabric (average 40")

And will make 16 square blocks, 6.5" square. Enough to complete a small lap quilt approx. 36" x 36"

9 Patch 2 colours of your choice



25" each fabric x full width of fabric (average 40")


And will make 16 square blocks, enough to complete a lap quilt approx. 36" x 36"

Nilumbik U3A - A Beginners Class in Patchwork
held in conjunction with **North of The Yarra Quilters (NOTYQ)**

Post and Rail 2 Colours of your choice

Please refer to general instruction and requirements.

Please note all fabrics are x full width of fabric and your choice of colours.




White 15" 45cm x full width of fabric (average 40").

Blue 30" 80cm x full width of fabric (average 40").

And will make 16 square blocks, enough to complete a lap quilt approx. 36" x 36".

Post and Rail using 3 Colours of your choice.



3 colours 15" 45cm each x full width of fabric (average 40").

6 colour way.

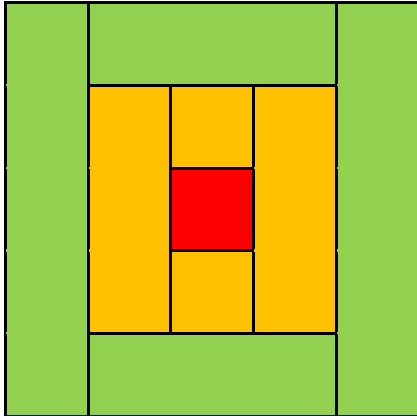
And will make 16 square blocks, enough to complete a lap quilt approx. 36" x 36".

Nilumbik U3A - A Beginners Class in Patchwork
held in conjunction with **North of The Yarra Quilters (NOTYQ)**

Log Cabin 3 Colours

Please refer to general instruction and requirements.

Please note all fabrics are x full width of fabric and your choice of colours.



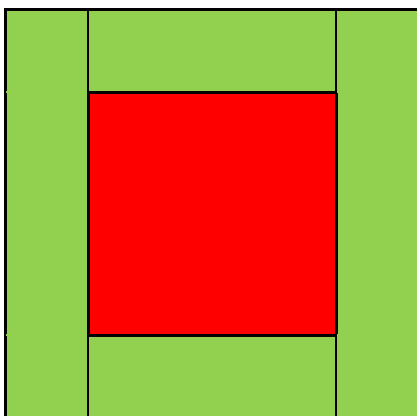
Red 6" 10cm x full width of fabric (average 40").

Gold 22" 50cm x full width of fabric (average 40").

Green 50" 1.2mts x full width of fabric (average 40").

And will make 16 square blocks, enough to complete a lap quilt approx. 36" x 36".

Large Centre Log Cabin of your choice



Red 22" 50cm x full width of fabric (average 40") also very effective using a floral print.

Green 50" 1.4mts x (average 40") full width of fabric.


And will make 16 square blocks, enough to complete a lap quilt approx. 36" x 36".

Nilumbik U3A - A Beginners Class in Patchwork
held in conjunction with **North of The Yarra Quilters (NOTYQ)**

Hexagons

Please refer to general instruction and requirements

Please note all fabrics are x full width of fabric and your choice of colours



Red/floral/mixed colours centre (65cm) 24" x full width of fabric (40" average).

White/contrast backing (85cm) 34" x full width of fabric (40" average).

This will complete 15 hexagons.

Sufficient to complete a bag, table runner or 2 place mats.