

# PANArt 2020

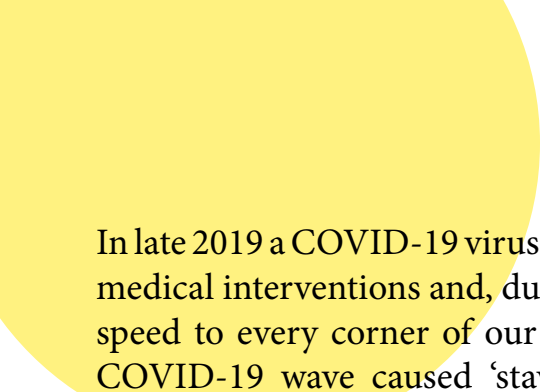
**Nillumbik University of the Third Age**

PAINTING & DRAWING GROUP



**NILLUMBIK**

UNIVERSITY OF  
THE THIRD AGE



In late 2019 a COVID-19 virus was identified in China. It defied medical interventions and, during 2020, spread with alarming speed to every corner of our globe. In March Victoria's first COVID-19 wave caused 'stay at home' restrictions and by August a Stage 4 'lockdown' and State of Emergency were declared. In mid-September, 2020 30 million cases had been diagnosed world-wide and Australia had recorded 26,813 infections.

During stringent, government enforced social constraints, a small group of art enthusiasts in outer north-east Melbourne continued their artistic practices at home... but not alone.

This book relates their story.



# In the time of COVID-19

# Leanne Ipsen

Tutor

Leanne completed her secondary education at Bendigo High School then trained as a secondary school English, Drama and Debating teacher at Monash University.

During a gap year travelling around Australia she sold her first painting and that sale encouraged her to pursue her artistic interests. She is now an established local artist. It wasn't until Leanne retired from her teaching position at Eltham High School that she was able to fully immerse herself in her art.

In 2017 she accepted Brenda Smith's invitation to join Nillumbik U3A and to co-tutor its Eltham based Drawing and Painting group.

Under their joint leadership the group flourished. Soon Nillumbik U3A artwork was seen in local eateries, the Eltham Leisure Centre, the Montsalvat Long Room and Eltham Library Gallery. It has grown in size and now has close to 30 members.

In 2019 Leanne broadened her interest in the local art scene by joining the Nillumbik Arts and Cultural Advisory Committee.

**Leanne Ipsen**

(facing page) *Children at Play* and *Family Fun*

(this page) *Seascape* (detail)

Acrylic







# BEACH *escapes*



# Brenda Smith

Assistant Tutor

Brenda was born in the United Kingdom and emigrated to Australia in the 1970s. She trained as a secondary school Humanities teacher and taught at many Victorian schools. She completed her career at Eltham High School. and, upon retirement tutored Nillumbik U3A's Painting and Drawing group for several years before stepping into the role of Assistant Tutor. Although Brenda specialises in the watercolour and oil painting mediums she has a broad technical knowledge which has proved a valuable asset for the group.

Brenda is a published author and historian. On 11 March 2020 she realised that she was living through an important moment in world history so began to write a daily diary as the COVID-19 virus took hold. Her own family never spoke of the Spanish Flu in 1918-9, so she named her diary 'Remembering Well 2020'. Like other historians, she hopes that we can "learn from the past to avoid repeating mistakes."

This page:  
**Brenda Smith**

*Gumnuts in Bottle*  
(detail)  
Watercolour

Facing page  
**Brenda Smith:**

(left)  
*Plumbago*  
*Pink Plumbago*  
*Blue Fields*  
*Purple Delight*  
Watercolour  
(right)  
*Blue Vase - After*  
*Criss Canning*  
Acrylic







# Our Members...

**Jan Aitken  
Josephine Ball  
Lorraine Bassett  
Doris Beermann  
Sue Bowles  
Rachel Brak  
Patricia Bulmer  
Catherine Dattner  
Sue Dawson  
Joan Denison  
Lilia Deschamps  
Anthony Guilfoyle  
Glenda Guilfoyle  
Colleen Hall  
Leanne Ipsen  
Ilse Jamonts  
Kath Keppell  
Jan Kienhius  
Anne Musgrove  
Vicki Nobes  
Joy Quinn  
Robin Reed  
Cathy Romeo  
Dennis Smedley  
Brenda Smith  
Lorraine Stackpoole  
Judy Vizzari**

# The PANArt Project...

When, on 16 March, 2020 COVID-19 restrictions caused Nillumbik U3A's Drawing and Painting indoor classes to close, the group turned to *en plein air* painting at Wingrove Park in Eltham. But approaching winter made outdoor art impractical... so the group members continued their art, but in isolation.

Leanne and Brenda invited them to share their paintings and drawings via email and eventually to connect at fortnightly Zoom meetings. Although initially the suggestion was, for some, challenging, online sharing proved an efficient and easy method for the group to maintain face-to-face contact and to enjoy each others' art.

In July, 2020, pdf images of the groups' art were included in the Nillumbik U3A Gibber Gabber weekly newsletter and on its website. By then the term PANArt (artworks produced during the pandemic) had been coined.

Leanne and Brenda were then contacted by Fiona Vuong, Nillumbik Council's Positive Ageing Officer, who had seen the newsletter display. She suggested that the group apply for a Department of Health & Human Services 2020 Victorian Seniors Festival grant to promote their PANArt collection.

The idea was twofold; to feature Nillumbik U3A artwork via film and printed material and to inspire an audience of older Nillumbik residents to connect through art. The project, if successful, would draw on resources made available to community arts groups by this DHHS funding.

The group was excited by the prospect of utilising an electronic platform to display their work, of encouraging others to participate in the arts and of supporting elderly and disadvantaged members of their community.

Fiona, Leanne, Brenda and group member Judy Vizzari met in Zoom meetings to develop an application for funding to produce their PANArt package - a book, a film featuring artwork and interviews, instructional demonstration videos of arts mediums and techniques and lastly, greeting cards bearing PANArt designs. Further, an exhibition of the artwork was planned for that time when restrictions were lifted.

In Term 2 Fiona reported the news that the application for a grant had been successful.

*Then, the work really started!*



(above)

**Colleen Hall**

Ginger Pot

Acrylic

(facing page)

**Josephine Ball**

Porcelain Tile

Flow paint

# Remembering well...

**TERM 2:  
20 APRIL -  
26 JUNE**

Term 2

*"We chose to study three more Australian artists; Margaret Preston, Brett Whiteley and our own local artist, Kate Hudson. I emailed photos of their work to our group and we also researched it online, particularly paintings and prints of Australian flora and fauna."*

Leanne

28 April:

*"Leanne and I become judges for Nillumbik U3A Gibber Gabber Newsletter's Art competition - topic reimaging famous works of Art. Ned Kelly on horse-back wins."*

Brenda

31 March:  
*First Peak  
COVID-19*

26 March:

*"We can become a co-operative and post our paintings online for everyone to enjoy."*

Leanne

16 March:  
*Just six weeks  
into the school  
year and there's an  
announcement!  
All Nillumbik U3A  
classes closed!!*

Brenda

16 March:  
*"We can paint  
En Plein Air, it's  
what Walter Withers  
and the Impressionists  
would have done."*

Brenda

5 May:  
***"COVID-19 is  
now the New  
Normal and today  
is the 75<sup>th</sup> anniversary  
of WW2."***  
Brenda

Term 2 Topic:  
***"Here's some  
of Margaret  
Preston's  
paintings.  
Be inspired!"***  
Leanne

1 June:  
***"Easing of  
Stage 2  
Restrictions  
announced."***  
Brenda

Term 2 Topic:  
***"Carrying on from  
our first term drawing  
let's sketch the trees,  
leaves, bushes and  
outdoors, either close-up or  
landscape. Use charcoal,  
pencil or wash.  
Remember to shade  
or cross hatch."***  
Leanne

17 June:  
***Victoria has  
21 new cases.  
Second spike  
begins.***  
Brenda

17 June:  
***"I find it hard to be  
artistic on my own, I'm  
missing everyone. Please can  
we Zoom together? How about  
a Zoom Party to end Term 2? We  
could make it social, something  
to look forward to. What else  
are we going to enjoy doing in  
the break... well, seeing the  
grand-children of course  
but maybe more painting  
too?"***  
Brenda





**TERM 3:  
20 JULY-  
18 SEPT**

Term 3 Topic:  
*“Looking to the  
past we focused on  
precious memories -  
familiar things, places and  
childhood possessions. Some  
we incorporated into still life  
settings to paint as keepsakes  
for our children and  
grandchildren. Others we  
keep for ourselves.”*  
Leanne

8 July:  
*“Stage 3  
Restrictions  
recommence -  
another 6 weeks  
of lock-down!”*  
Brenda

20 July:  
*Indoor  
Nillumbik U3A  
classes remained  
closed in Term 3.  
Let’s keep  
Zooming!*  
Brenda and  
Leanne

**Robin Reed**  
(facing page)  
*Dreaming of Blue Trees*  
Acrylic

**Colleen Hall**  
*View from Balgownie*  
Acrylic

# LAND escapes





**Ilse Jamonts,**  
*Fire Story - Lightning, Fire and New Growth*  
 Acrylic

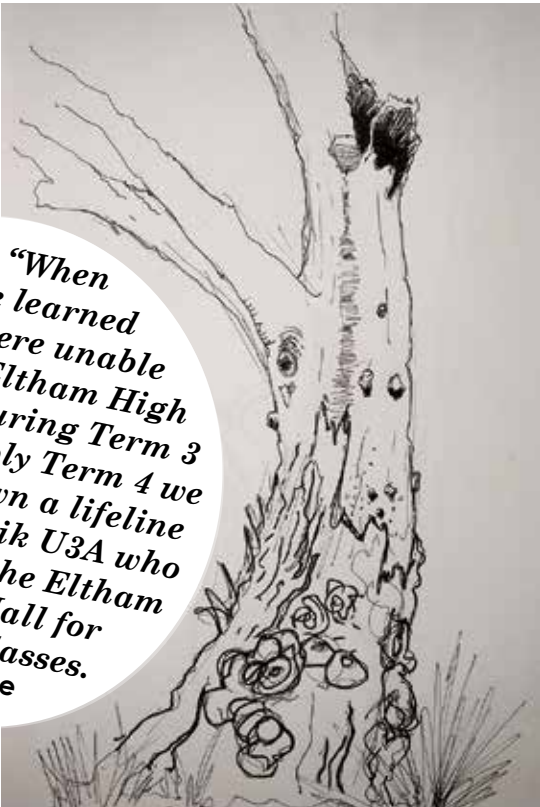


**Anthony Guilfoyle** (top)  
*Bike Path*  
 Pen and ink



**Sue Dawson**  
*Alister Knox Park*  
 Pencil



A pen and ink drawing of a tree trunk, showing detailed bark texture and some small holes. A circular white area is overlaid on the left side of the trunk, containing text.

*"When  
we learned  
we were unable  
to use Eltham High  
School during Term 3  
and possibly Term 4 we  
were thrown a lifeline  
by Nillumbik U3A who  
suggested the Eltham  
Guide Hall for  
future classes.  
Leanne*


**Sue Bowles**

Old, Gnarled and  
Beautiful Tree  
Pen



**Robin Reed**


Old Tree in Winter  
Watercolour



**Anthony Guilfoyle**  
*Mt Buller View*  
Acrylic

Later in Term 3  
we were granted  
money to buy easels from  
Nillumbik Shire, so now  
we're awaiting an easing  
of restrictions so that we  
can try them out.  
Leanne

**Dennis Smedley**  
*The Farmer's Gate*  
Acrylic



## *A New Direction...*

*"We had previously looked closely at domestic scenes by Margaret Olley and Vincent Van Gogh and, as we were confined to our homes precious objects and memories become our next challenge."*

*An early collaborative project on this theme was the Doors collection (see page 20) – doors to our homes, our favourite places, our cupboards and our gardens. A resulting 18 mixed media door drawings were group-framed."*

Leanne

**Joy Quinn**

Old Truck 2

Coloured pencils

**Doris Beermann**

Child's Shoe

Pencil

**Anthony Guilfoyle**

Interior

Watercolour



**REMEMBERING**  
*precious possessions  
memories and places*





**Judy Vizzari**

*Precious possessions - the house, the garden and Agatha*  
Acrylic



**Patricia Bulmer** (above)  
*The Door to Knowledge*  
Conte

**Anthony Guilfoyle** (top left)  
*Interior*  
Charcoal and pencil

**Lorraine Bassett**  
*Pergola*  
Fineliner pen

**Rachel Brak** (far left)  
*Door*  
Fineliner pen





Collaborative Project - mixed media

*"It was through  
this work that some  
members of the group  
discovered how much  
they enjoyed using  
fine pens and so they  
explored the medium  
further."*  
Leanne

**Leanne Ipsen**  
Lyal Window  
Acrylic





*"I have  
thoroughly  
enjoyed being able to  
participate in the  
free Life Drawing classes  
broadcast during  
prime-time television.  
We need more of  
these!"*  
Sue B

**Lilia Deschamps**  
*Reflecting (right)*  
Acrylic and palette knife

**Sue Bowles**  
*Quick Pencil Sketch*



Facing page:  
(far right)  
**Dennis Smedley**  
*Country Lane Walk*  
Acrylic  
**Lilia Deschamps**  
(far left)  
*Towards the Light*  
Acrylic and palette knife



This page:  
(right)  
**Ilse Jamonts**  
*Weather*  
Pastel





# WATER scapes



**Lilia Deschamps**  
*A Moment in Time*  
Acrylic and palette knife

**Anthony Guilfoyle** (facing page)  
*Pike's Creek Reservoir near Ballarat*  
Acrylic









**Glenda Guilfoyle**  
*Dad and Son*  
Acrylic



**Jan Aitken**  
*Rainy Beach Walk*  
Watercolour



**Robin Reed**  
*Catfishing in Darwin*  
Acrylic




**Robin Reed**  
*Gossiping on the Beach*  
Acrylic



(above)  
**Jan Kienhaus**  
 Jellyfish/Seahorse  
 Watercolour



(top)  
**Kath Keppell**  
 Wild Sea  
 Acrylic



**Glenda Guilfoyle**  
*Blue (detail)*  
 Acrylic

**Brenda Smith**  
Great Ocean Road  
Acrylic





# *Pandemic Panic*

*“In 2019 we worked on 17 letter-shaped paintings, each letter one-metre high. They formed the signage **Research Preschool.**”*

**Leanne**

In the time of COVID-19 vandals chose to remove six of the letters from the fence. They damaged them then dumped them in a nearby creek. However, the letters were retrieved and repaired by Dennis Smedley then repainted by Leanne and finally reattached to the fence.

The sign is now intact, a colourful expression of public art in Nillumbik Shire and a lively addition to the preschool's perimeter.



## Brett Whiteley Sea Stories


Both Joy Quinn and Dennis Smedley have produced a wide range of artwork this year. They are photographed (right) displaying their ‘in the style of Brett Whiteley’ canvases.



*“We focussed on Brett Whiteley’s window views of Sydney harbour. The practice of ‘looking out’ was especially relevant during home confinement.”*


**Leanne**





**Anthony Guilfoyle**

*Bay View - after Margaret Preston*  
Acrylic



**Dennis Smedley**

*Sydney Harbour - after Brett Whiteley*  
Acrylic



**Colleen Hall**


*Travels Around Australia - Halls Gap (above)  
Balgownie Views (top left, detail)  
Acrylic*

**Ilse Jamonts**

*Street Scene, Pastel*







### Colleen Hall

The Yarra River from the end of  
Sweeney's Lane, Eltham South  
Acrylic

*"We went on an En Plein Air outing to  
Dr Caroline Royce's riverside home -  
Yarra Brae."*

*Now,  
having survived the  
isolation of Stages 3 and  
4 lock-down I'm taking the  
time to notice things more, like  
the drama of the light affecting  
shapes, surfaces, and colours.  
I'm reminded of those dynamic  
Jeffrey Smart paintings and the  
softness of the impressionists' art.  
Perhaps now I will be a little  
more willing to take time to  
experiment with style.*

Colleen



“During  
 the COVID-19  
 lockdown I have had  
 this to do, something that  
 takes time and patience yet  
 fills me with excitement. I  
 can’t completely control the  
 way the tiles look, but take  
 great pleasure in their  
 randomness.”  
 Jo

**Josephine Ball**

A Series of Porcelain Tiles  
 Flow paint  
 on porcelain (13"x13")


(facing page)

**Jan Aitken**

The Bay  
 Acrylic



# BOTANICALS



**Judy Vizzari** (above)  
Yellow Vase -  
after Criss Canning  
Pastel

**Rachel Brak** (left)  
Still Life with  
Glass Reflections  
After Criss Canning  
Acrylic

(Facing page background)  
**Judy Vizzari**  
Fern Fronds (wallpaper print)  
Acrylic and felt pen





*"We had  
previously  
been inspired by  
Margaret Preston's  
and Kate Hudson's  
distinctive paintings  
and lino cut prints of  
Australian flora and  
fauna."*

*Leanne*

*"A  
donation  
of art books  
from the Nillumbik  
U3A Swap Library  
brought our attention  
to the work of Criss  
Canning."*

*Leanne*

## *“After Criss Canning”*

*“Luckily the Nillumbik U3A book resource was being re-organised so a series of art books was donated to us. Amongst them was a wonderful book of Criss Canning’s work featuring Australian plants and this stimulated our interest. We adopted her style as a theme and applied ourselves to learning from her artwork.*

*First we considered her use of blocks of background colour and black lines demarcating leaves and petals, then used a variety of mediums and materials to produce ‘after Criss Canning’ works.*

*Eventually we became more specific and paid particular attention to still life and the challenges of portraying reflective and shiny surfaces.”*

**Leanne**







*These panels were painted in acrylic medium by Leanne Ipsen.*

*They include seven images featuring Australian flora, all painted on one canvas.*

*Leanne's inspiration for this work was that of noted Australian 20th Century artist, Criss Canning.*



These botanicals images were inspired by Australian artists Margaret Olley, Criss Canning and Margaret Preston. See overleaf for more details.







**Colleen Hall**

*Reflections on a Vase, Acrylic*

**Cathy Romeo** (above right)

*Reflections on a Pot, Acrylic*



Facing page:

**Rachel Brak** (left)

*Sunflower Pot*

- after Margaret Preston

Watercolour and pen

**Ilse Jamonts** (right)

After to Criss Canning

Acrylic

Artwork pages 40-41 (left to right):

**Joy Quinn:** *Nastursions* -

after Criss Canning, Acrylic

**Robin Reed:** *Correas* -

after Criss Canning, Acrylic

**Catherine Dattner:** *Blue Vase* -

after Margaret Preston, Acrylic

**Rachel Brak:** *Callistemon* -

after Criss Canning, Acrylic








**Robin Reed**

*Blue Vase with Fruit - after Criss Canning*  
Acrylic



**Dennis Smedley**  
*Still Life - after Criss Canning*  
Acrylic



**Ilse Jamont**

*Moon Life - after Criss Canning*  
Acrylic





**Judy Vizzari**  
*Proteas*  
 Acrylic

**Doris Beermann**  
*Glass Bottles*  
 Charcoal



**Anthony Guilfoyle**  
*Still Life - after Criss Canning*  
 Mixed media



**Joy Quinn**  
*Milk Jugs*  
 Acrylic

***“Brenda had tutored  
watercolour skills  
earlier in the year  
and now we used our  
knowledge to produce  
lovely wet-on-wet and  
wet-on-dry card  
designs.”  
Leanne***



**Judy Vizzari**  
*Apples in a Basket*  
Pencil and Ink

**Anthony Guilfoyle** (top)  
*Anthony's Apples/Watercolour*  
**Judy Vizzari** (below)  
*Quinces/Watercolour*

**Rachel Brak** (top)  
*After Anthony's Apples/Watercolour*  
**Joy Quinn** (below)  
*Pears/Acrylic*



**Jenny Bull**  
 Vase with Flowers - after Criss Canning  
 Acrylic



**Joy Quinn**  
 Christmas Bells - after Margaret Preston  
 Mixed Media



This page:

(far right)

**Cathy Romeo**

*Seed Pods -*  
*after Criss Canning*

(detail)

Mixed Media

(right)

**Jan Kienhuis**

*Seed Pods -*  
*after Criss Canning*  
Acrylic

(below right-left)

**Colleen Hall** - *Poppies*

Acrylic

**Sue Bowles** - *Cyclamen*

Brenda Smith - *Florals*  
*with glass transparency*

Watercolours



Facing page:

**Cathy Romeo**

*Proteas*  
Acrylic/Palette knife







# *All things*

bright  
and  
beautiful

*“In Term 3 we decided to develop our drawing skills so concentrated on pets, indigenous animals and birds. A series of step-by-step sketches were emailed to the group as inspiration. Watercolour skills practice was incorporated into our efforts.”*

Leanne



**Joan Denison**  
*Singing in the Shower*  
and  
*Reflections on Window*  
Mixed media



**Joy Quinn**  
Goose  
Coloured pencils



**Rachel Brak**  
Chickens  
Watercolour, pen and ink





**Catherine Dattner** (above)  
Fancy Chook - after Criss Canning  
Watercolour, pen and ink

**Sue Dawson** (right)  
Owls  
Fineliner pen



*“Brett Whitely’s lively bird sketches  
inspired us and promoted some of us to  
return to drawing. Many sketches of birds,  
pets and ‘wild things’ resulted.”*

**Leanne**

*The swan I did for my  
86 year old dad for  
Father's Day, I have very  
vivid memories of him  
drawing swans, he loves  
them! He's in NSW, hope  
this brings a smile to his  
face, it's not the same as a  
hug but there's lots of love  
behind it."*  
**Jenni**



Facing page:

(clockwise from top left)

**Catherine Dattner:** *Little Bird* - Watercolour

**Jenni Bull:** *Swan* - Acrylic

**Judy Vizzari:** *Mynas* - Pens

**Robin Reed:** *Black Cockatoo* - Acrylic

**Dennis Smedley:** *Ozzie Ostrich* - Pencil

**Joy Quinn:** *Rooster* - Acrylic

**Rachel Brak:** *Rosella* - Watercolour and pen

This page:

(clockwise from top left)

**Dennis Smedley:** *Trevor* - Pencil

**Ilse Jamonts:** *Koala* - Pastel

**Dennis Smedley:** *Tuckered Out* - Pencil

**Catherine Dattner:** *Pensive Rabbit* -  
Watercolour







## Jan A

Our Drawing and Painting sessions inspire me with shapes and colours. I now notice them everywhere... a new sensitivity. Thank you Leanne and Brenda and all the members of the class.



## Josephine

I absolutely love painting my porcelain tiles. During the COVID-19 lockdown I have this to do, something that takes time and patience, yet fills me with excitement. I can't completely control the way the tiles will look but find great pleasure in that randomness.



## Sue B

Art has been a welcome anchor in a strange world. Our wonderful Nillumbik U3A Art tutors have kept me inspired as we've challenged and connected via regular Zoom sessions. I have enjoyed looking at and discussing fellow artists' artwork – even if I haven't been that productive myself. I have also enjoyed the free Life Drawing classes broadcast during prime-time TV. We need more of these!



## Rachel

It is lovely to catch up with people, even by 'Zooming,' and meeting regularly in this way gives me the motivation I need to paint and the challenge to improve my art.



## Jenni

I have been able to re-visit my love of art these last few months - I had put it into a "one day..." folder for too many years! Having just joined the class before COVID-19 hit I was disappointed to be floundering again, but with the emails, Zoom and the encouragement and enthusiasm from everyone I pushed on and experimented with different mediums and subjects, I tried watercolours for the first time and made a few cards to send to far-away family.



## Patricia

In the pandemic, everyone has been happy and supportive of each others' endeavours. We have been using acrylics, pastels and water colours with differing degrees of success. All good fun, thanks to everyone.



## Catherine

Art has been an important distraction during lockdown. I have been painting daily and honing my skills especially with watercolour and pen. Zoom meetings give us face-to-face connection and keep us motivated. It's great seeing and hearing what everyone has been doing.

## Joan

I have used this free time to focus on impressionist techniques. When painting I am in a very personal special space and time - in a way it is a lonely experience by choice. Sharing my experiments with the rest of the Nillumbik U3A Painting & Drawing group has allowed me to keep social contact, to learn and to get feedback from others' painting experiences and journeys.



## Lilia

When painting I am in very personal special space, it's a lonely experience by choice. Sharing my painting with the rest of the Nillumbik U3A Painting and Drawing group members has allowed me to keep the social contact, to learn and to get feedback from their own painting journeys.



## Anthony

I thought I was good at art until I actually tried it. It has given me some routine in these COVID-19 times. Once I would have shed tears of awe at works of art but now they are tears of frustration at my hands not doing what's in my mind.



## Glenda

COVID-19 has been a difficult time. I miss the social interaction of the Art class and the instructions from the teachers which have always boosted my creativity.



## Colleen

During pre-COVID-19 days it was easy to pack my art materials and simply turn up at our regular Art sessions to be inspired by other members and teachers. Now, after surviving the isolation of Stages 3 and 4 lock-down, it's a little harder picking up the tools but, on the positive side, I take the time to notice things more.



## Sue D

Not sure about a comment on my art during COVID-19! I have been very slack in that area! Once I get going I am fine! I just need to get my priorities in the right order. I do love Hans Heysen so I think he is the big influence in my drawings! So lucky to live in Eltham!



## Ilse

It is said that art transcends all boundaries. For me, it is an expression of meaning, a joy of life to share with those that might take the time to stop and look. During COVID-19 enforced isolation I have challenged myself to search deeper into what surrounds me, what is important and what I want to express through art. Zoom technology has enabled me to maintain links with my community and I am appreciative of our Art group's support of my work.



## Jan K

When I start painting time slips by so pleasantly and any cares or concerns of life just disappear. Art is a wonderful way to forget about COVID-19 isolation and to enjoy the opportunity to draw, paint and to be contented with simple pleasures.



## Joy

The Art group presence during lockdown has been so positive. The fact that we all think in different ways, use different media and produce such varied works means there is always something to admire, something to learn and something to emulate. Wonderful.



## Robin

With so much time to fill in during lockdown, having our Art classes continue on Zoom has enabled me to avoid isolation and made possible a continuation of sharing our creative enthusiasm and social connections (not to mention impressing my grandchildren by forcing me to keep up with technology.)





## Cathy

The Art Zoom sessions have helped me to stay connected. They've allowed us to see familiar faces and hear familiar voices and that's what I've missed... it's been oddly comforting to hear that others, too, have had moments of 'creative doldrums.' Fortnightly themes have given us direction and spurred us on to discovering new ways of expressing ourselves and, although we've tackled our topics differently, we've all responded to the challenges.



## Kath

Now, in a retirement home and suffering both poor eyesight and hearing, I can't participate in the Zoom meetings. I miss Art group dreadfully but have tried to keep in touch and to paint despite hospital visits.



## Lorraine

Enjoying amazing art on my walks, that about sums up my lockdown – walking and observing other people's creativity. I think I am getting inspired.



## Doris

Only joined the Nillumbik U3A Art group this year, so a bit overwhelmed by all the talent around me. But after initial paralysis due to the Pandemic, it was a relief to rediscover my pencils and connect to this vibrant group via Zoom and email.



## Dennis

My immediate thought is how appreciative AND relieved we'll be when we're able to resume a normal lifestyle, when the conversation won't be about the virus. But the lockdown has allowed me to think and to expand my limited art skills. I've spent time on pencil sketches and am about to start my fourth canvas, trying to put my own slant on Leanne's and Brenda's suggestions. I haven't participated fully in Zoomings but what I did see was encouraging; I was impressed with the team input.



**TUTOR**



**ASSISTANT  
TUTOR**



## Leanne

Our Nillumbik U3A Drawing and Painting group has given my lockdown life direction, commitment and purpose. I enjoy the challenge of uniting a group in our mutual creative passion. Each week we connect and our fortnightly Zoom meetings reinforce our motivation to work and to achieve goals. The grants from the Nillumbik Shire have given us impetus and credibility to strive even further to produce the work showcased in this book. This project feels worthwhile and inspiring.

## Brenda

Suddenly on 11 March 2020 the whole world changed; we were faced with a pandemic. As a retired History teacher at Eltham High School from 1975, I knew we must use all our teaching skills to stay connected. Thanks to digital communication we have been able to stay creative together; even though my life, physically, has gone from my Donald Duck Gas Mask (1943) to Mandatory Mask (Melbourne Lockdown 2020).

## Judy

2020 has been different! COVID-19 was unexpected and challenging, but most definitely a bright spot during this time has been the special pleasure of connecting with other art lovers. The PANArt Project and the compilation of this pictorial record of our artwork during 2020 has been satisfying, now I'm looking forward to returning to face-to-face art in 2021.



# Acknowledgements

The members of the  
Nillumbik U3A  
Painting & Drawing Group  
thank the Victorian Department of  
Health and Human Services  
2020 Victorian Seniors Festival  
for their generous support of  
the PANArt Project 2020.

PANArt Project Leaders: Leanne Ipsen, Brenda Smith  
Photobook Design & Production: Judy Vizzari  
Contributors: Nillumbik U3A Painting & Drawing Group  
Project Initiator: Nillumbik Shire Council  
Facilitation: Nillumbik U3A

Thanks to proofreaders, Guy Palmer, Leanne Ipsen  
and Brenda Smith for their generous contribution of  
time and care.



September, 2020



**NILLUMBIK**

UNIVERSITY OF THE THIRD AGE

U3A website: '[www.nillumbiku3a.org.au](http://www.nillumbiku3a.org.au)'.